



Happy Puppies!



1. Using our checklist, introduce your puppy safely and carefully to as many situations, types of people and other animals as possible. Allow them to stay at a distance if they prefer. The more positive experiences your pup has at this stage, the more confident and relaxed they will be when they're older.



2. Keep everything positive and fun! A bad experience at this stage can cause fear later, so stop the activity if your puppy shows fear. Go back a stage or try again from a safe distance later.



3. Buy a specially designed puppy bag or sling to take your pup out and about. This lets you introduce them to the world safely, before they can go down outside.

4. It's ok for your pup to meet friendly, vaccinated dogs in your garden before they are fully vaccinated. Don't wait, because if your pup isn't well socialised within the vital 4-14 week window, they may not be sociable with other dogs for life. Choose a dog who is comfortable with young, playful dogs. Monitor the 2 dogs carefully, give them plenty of space to move away from each other, and be prepared to remove your puppy from the situation if either dog isn't comfortable.



Puppy socialisation checklist



Week number: 1

Puppy age: 8 weeks

Meet members of the family

Meet other pets in the house

Explore different areas of the house

Explore the secure garden (under supervision)

Begin toilet training

Normal household noises eg TV, music

Begin crate training

Travel in the car

Introduce collar

Toys of different types and sounds/textures

Brushing

Introduce puppy bag/sling

Washing machine/dryer noise

Introduce puppy harness and lead

Owner touching paws, ears, tail, belly, mouth

Vacuum cleaner at a distance. Stop if puppy is fearful

Hairdryer noise. Stop if puppy is fearful

Children's toys

Other regular household noises eg DIY tools, musical instruments, singing

Teach your puppy their name using rewards

Regular gentle handling

People in different types of clothing, hats, coats

People wearing shoes/boots

Reward being in closed puppy bag/sling

Check and/or brush teeth



Notes:

- First vaccinations this week
- Buy a puppy bag or sling for safe exploration
- Keep everything positive. If puppy is fearful stop and go back a stage



Goals:

Settling in



Puppy socialisation checklist



Week number: 2



Puppy age: 9 weeks

Introduce being in the puppy bag when it's being worn

People ringing the doorbell/ entering the house

Being left in a room alone for a few minutes

Greeting a stranger

Invite a friendly, vaccinated dog to your garden (see tips page)

Go out in the puppy bag for a short walk

Continue crate training

Travel in the car a longer distance

Continue with harness & lead training in the garden

Have a bath

Begin teaching a sit using rewards

Continue toilet training

Reward being calm when delivery people come to the door

Go out in the puppy bag near other dogs

Meet a cat who is confident with dogs

Invite a different friendly, vaccinated dog to your garden

Introduce recall games inside the house

Go out in puppy bag alongside a road. Stop if puppy is fearful

Invite over any groups of people who don't live in the house eg. men, women, children, babies

Continue to reward calmness with delivery people, postman

Continue crate training

Continue teaching recall in garden

Go out in puppy bag to an area with lots of people

Have balloons, paper, boxes & bags around and reward relaxed behaviour

Check and/or brush teeth, check paws

Notes:

- Keep sessions short and fun!
- Book into puppy classes to start at 13-16 weeks

Goals:

Getting familiar with everything the puppy will later encounter




Puppy socialisation checklist



Week numbers: 3-5

Puppy age: 10-12 weeks



Introduce clippers if your dog will be groomed

Leave your puppy in a room alone for 5 minutes

Keep practicing harness and lead walking in the garden

Invite a large, friendly, vaccinated dog over to your garden. Separate if puppy is fearful

Go out in the puppy bag anywhere the dog will regularly go eg school gates, local park

Brush and comb, including ears, pretend to clip claws

Practice recall and basic commands in the garden

Travel in the car a longer distance

Go out in puppy bag to where there are people on bikes, scooters or skateboards

Meet people wearing glasses, with beards & of different appearance to family



Go out in puppy bag around livestock

Teach puppy to leave/drop a toy or treat


Visit someone else's house

Go out in puppy bag to a café or pub for a short visit

Play with another puppy or friendly, vaccinated dog

Leave your puppy alone in a room for 5 minutes


Play hide and seek in the house or garden by calling your puppy



Go out in puppy bag to places with pushchairs & lots of children

Encourage calm settling in a crate or bed

Continue to reward calmness with delivery people, postman



Continue teaching sit, stay, paw, down

Continue teaching recall in garden

Go out in the puppy bag on public transport

Play with a different breed/size of friendly, vaccinated dog in your garden

Leave puppy alone in a room for 10 minutes

Notes:

- Now is the time to safely encounter as many environments as possible in a positive way
- Second vaccinations at 12 weeks

Goals:

Safe exploring



Puppy socialisation checklist

Week number: 6

Puppy age: 13 weeks

Go for your first short lead walk outside 1 week after second vaccinations

Leave your puppy home alone for 10 minutes

Start puppy classes

Continue encouraging your puppy to settle calmly

Introduce stairs

Visit groomers for a quick brush and reward

Practice recall in a quiet space outdoors using a long line

Continue travelling by car or public transport if the dog will be doing this later

Encourage short play sessions with friendly dogs of all sizes and breeds

Meet people of all different appearances

Go for a walk alongside a fence where there are livestock in a field

Continue to teach basic commands

Visit a pub or café and reward settling calmly

Go for a walk in a slightly busier area near a road or park

Practice recall a park on a long line

Leave your puppy home alone for 15 minutes

Visit the vet surgery for weighing/greeting; keep it positive

Reward puppy for being calm around bikes, pushchairs & joggers

Take puppy anywhere they will need to go later eg school gates

Continue to reward calmness with delivery people, postman

Meet and greet different types of dogs

Walk along a public footpath near sheep with puppy on a short lead

Walk through a town centre

Visit different environments eg beach, woods, rural area, river

Leave puppy home alone for 15 minutes

Notes:

Puppy can now go outside safely. Keep sessions short & positive and monitor your puppy closely.

Goals:

Out in the world